

View/Print Label

1. **Ensure there are no other shipping or tracking labels attached to your package.** Select the Print button on the print dialogue box that appears. Note: If your browser does not support this function, select Print from the File menu to print the label.

2. **Fold the printed label at the solid line below.** Place the label in a UPS Shipping Pouch. If you do not have a pouch, affix the folded label using clear plastic shipping tape over the entire label.

3. GETTING YOUR SHIPMENT TO UPS

Customers with a scheduled Pickup

- Your driver will pickup your shipment(s) as usual.

Customers without a scheduled Pickup

- Schedule a Pickup on ups.com to have a UPS driver pickup all of your packages.
- Take your package to any location of The UPS Store®, UPS Access Point(TM) location, UPS Drop Box, UPS Customer Center, Staples® or Authorized Shipping Outlet near you. To find the location nearest you, please visit the 'Locations' Quick link at ups.com.

UPS Access Point™
 THE UPS STORE





 336 BON AIR CTR
 GREENBRAE CA 94904-3017

UPS Access Point™
 THE UPS STORE

 369 3RD ST
 SAN RAFAEL CA 94901-3581

UPS Access Point™
 YUCATECH COMPUTER AND
 PHONE
 522 3RD ST
 SAN RAFAEL CA 94901-3307

FOLD HERE

<p>LESLIE GHILOTTI BROS INC 525 JACOBY ST SAN RAFAEL CA 94901</p> <p>SHIP TO: MSC 43 CONTRACT AWARDS 4154547011 CALIFORNIA DEPT OF TRANSPORTATION 1727 30TH ST SACRAMENTO CA 95816</p>	<p>1.0 LBS LTR</p> <p>1 OF 1</p> <p>CA 958 9-03</p>  	<p>UPS NEXT DAY AIR SAVER 1P</p> <p>TRACKING #: 1Z 885 927 29 9156 4112</p> 	<p>BILLING: P/P SIGNATURE REQUIRED</p> <p>Reference #1: ESTIMATING</p> <p><small>XOL 24.09.20 NV45-40.0A 09/2024*</small></p> 
--	--	---	--